




Spanflex Buzzer

Hook: Grub hook, size 10 **Thread:** Black **Body:** Black Spanflex
Cheeks: Sunburst goose biots **Thorax cover:** Pearl Mylar




This fly has accounted for so many reservoir – and, for that matter, small-water – trout in the last few years.

TFF contributor Cliff Waters says it's his go-to fly no matter what water he's fishing – praise indeed.




01 Run on the tying thread, tie in the Spanflex and wind the thread on down to the rear of the hook.




02 Wind the Spanflex back up the shank in neat touching turns, stopping at the thorax.



03 At this point tie in the goose biots at either side of the hook shank and the Pearl Mylar on the top.



04 Now pull the goose biots up either side, secure and trim waste.



05 Pull the Mylar up and over the thorax area and secure behind the eye of the hook.



06 Trim the waste Mylar, then whip finish and cut off the tying thread. Varnish, allow to dry and repeat.